






Eternal Energy Systems - Performance Data File


Wingham Alpha Combi Boiler system South @ 180 - 38 deg pitch Installed 14th January 08 14/01/2008		date of reading				
		total pump hours	Data unavailable from Alpha system			
		total kilowatt	0	0	0	0
		total operating days	#VALUE!	#VALUE!	#VALUE!	#VALUE!
		avg. pump hrs/day	#VALUE!	#VALUE!	#VALUE!	#VALUE!
		kwh per op. hour	#VALUE!	#DIV/0!	#DIV/0!	#DIV/0!
		Avg Kw per day	#VALUE!	#VALUE!	#VALUE!	#VALUE!
		cum.kw per day				


Whitstable Thermomax DF 100 - 30 tube 250 litre unvented SSW @ 200 deg & 45 deg pitch 20-Apr-08 tamper proof controller no readings		date of reading				
		total pump hours	Holiday let with tamper-proof controller no data			
		total kilowatt	0	0	0	0
		total operating days	#VALUE!	#VALUE!	#VALUE!	#VALUE!
		avg. pump hrs/day	#VALUE!	#VALUE!	#VALUE!	#VALUE!
		kwh per op. hour	#VALUE!	#DIV/0!	#DIV/0!	#DIV/0!
		Avg Kw per day	#VALUE!	#VALUE!	#VALUE!	#VALUE!
		cum.kw per day				


Sandhurst Thermomax Df100 - 30 tube 250 litre unvented South @ 170 deg & 30 deg pitch 20-Mar-08		date of reading	23-Apr-08	20-Aug-08	24-Apr-09	31-May-09
		total pump hours	113	674	1046	1205
		total kilowatt	306	1868	2746	3371
		total operating days	34	153	400	437
		avg. pump hrs/day	3.32	4.41	2.62	2.76
		kwh per op. hour	2.71	2.77	2.63	2.80
		Avg Kw per day	9.00	12.21	6.87	7.71
		cum.kw per day				


Whitstable Thermomax DF100 20 tube SSE @ 165 deg and 40 deg pitch Installed 26th March 08 26-Mar-08		date of reading	21-Apr-08	16-Feb-09		
		total pump hours	32	612	0	0
		total kilowatt	6	1234	0	0
		total operating days	26	327	#VALUE!	#VALUE!
		avg. pump hrs/day	1.23	1.87	#VALUE!	#VALUE!
		kwh per op. hour	0.19	2.02	#DIV/0!	#DIV/0!
		Avg Kw per day	0.23	3.77	#VALUE!	#VALUE!
		cum.kw per day				


Ramsgate Thermomax Df100 - 30 tube 300 litre unvented + wood boiler South @ 180deg & 40deg pitch 3-Apr-08		date of reading	21-Apr-08	29-Jun-08	1-Sep-08	1-Jan-09
		total pump hours	74	549	2149	2149
		total kilowatt	147	1165	7600	7600
		total operating days	18	87	151	273
		avg. pump hrs/day	4.11	6.31	14.23	7.87
		kwh per op. hour	1.99	2.12	3.54	3.54
		Avg Kw per day	8.17	13.39	50.33	27.84
		cum.kw per day				


Whitstable Alpha Solar Smart - combi system South @ 180 deg & 30 deg pitch Installed 18th April 2008 18-Apr-08		date of reading				
		total pump hours	Data unavailable from Alpha system			
		total kilowatt	0	0	0	0
		total operating days	#VALUE!	#VALUE!	#VALUE!	#VALUE!
		avg. pump hrs/day	#VALUE!	#VALUE!	#VALUE!	#VALUE!
		kwh per op. hour	#VALUE!	#DIV/0!	#DIV/0!	#DIV/0!
		Avg Kw per day	#VALUE!	#VALUE!	#VALUE!	#VALUE!
		cum.kw per day				


Herne Bay - 007114 Genersys 1000/10 in roof 2 panel 250 litre unvented South @ 180 & 35 deg pitch 4-Jun-08		date of reading	8-Jul-08			
		total pump hours	94	0	0	0
		total kilowatt	109	0	0	0
		total operating days	34	#VALUE!	#VALUE!	#VALUE!
		avg. pump hrs/day	2.76	#VALUE!	#VALUE!	#VALUE!
		kwh per op. hour	1.16	#DIV/0!	#DIV/0!	#DIV/0!
		Avg Kw per day	3.21	#VALUE!	#VALUE!	#VALUE!
		cum.kw per day				


008135 Greatstone, Kent Thermomax HP 200 - 30 tube South @ 180 deg - 30deg pitch 14-May-08		date of reading	19-Aug-08	16-Feb-09		
		total pump hours	516	1067	0	0
		total kilowatt	1141	3047	0	0
		total operating days	97	278	#VALUE!	#VALUE!
		avg. pump hrs/day	5.32	3.84	#VALUE!	#VALUE!
		kwh per op. hour	2.21	2.86	#DIV/0!	#DIV/0!
		Avg Kw per day	11.76	10.96	#VALUE!	#VALUE!
		cum.kw per day				


Swanley, Kent Ritter 2 m.sq South at 190 deg. 38 deg pitch Installed 21st May 2008 21-May-08 3rd Party installation		date of reading				
		total pump hours	0	0	0	0
		total kilowatt	0	0	0	0
		total operating days	#VALUE!	#VALUE!	#VALUE!	#VALUE!
		avg. pump hrs/day	#VALUE!	#VALUE!	#VALUE!	#VALUE!
		kwh per op. hour	#DIV/0!	#DIV/0!	#DIV/0!	#DIV/0!
		Avg Kw per day	#VALUE!	#VALUE!	#VALUE!	#VALUE!
		cum.kw per day				


00602 Whitstable, kent Thermomax DF100 20+30 tube East&West panels 300ltr unvented 18-May-08 Combi boiler and by-pass		date of reading	20-Apr-09			
		total pump hours	1720	0	0	0
		total kilowatt	1763	0	0	0
		total operating days	337	#VALUE!	#VALUE!	#VALUE!
		avg. pump hrs/day	5.10	#VALUE!	#VALUE!	#VALUE!
		kwh per op. hour	1.03	#DIV/0!	#DIV/0!	#DIV/0!
		Avg Kw per day	5.23	#VALUE!	#VALUE!	#VALUE!
		cum.kw per day				


008119 - May 2008 Whitstable, Kent 300ltr unvented Thermomax DF100 30 tube South@ 180 deg & 45 deg pitch 22-May-08 no OHQM to prevent tampering		date of reading				
		total pump hours	Holiday let with tamper-proof controller no data			
		total kilowatt	0	0	0	0
		total operating days	#VALUE!	#VALUE!	#VALUE!	#VALUE!
		avg. pump hrs/day	#VALUE!	#VALUE!	#VALUE!	#VALUE!
		kwh per op. hour	#VALUE!	#DIV/0!	#DIV/0!	#DIV/0!
		Avg Kw per day	#VALUE!	#VALUE!	#VALUE!	#VALUE!
		cum.kw per day				


Rayotec sub contract 10/05/2008 Welling London SE Ritter 2 panel 45 deg pitch & South '180 10-May-08		date of reading				
3rd Party installation		total pump hours	0	0	0	0
		total kilowatt	0	0	0	0
		total operating days	#VALUE!	#VALUE!	#VALUE!	#VALUE!
		avg. pump hrs/day	#VALUE!	#VALUE!	#VALUE!	#VALUE!
		kwh per op. hour	#DIV/0!	#DIV/0!	#DIV/0!	#DIV/0!
		Avg Kw per day	#VALUE!	#VALUE!	#VALUE!	#VALUE!
		cum.kw per day				


Folkestone 17/06/08 Thermomax Df100 - 20 tube South @190 45 deg pitch 17-Jun-08		date of reading				
		23-Jul-08	25-Feb-09			
		total pump hours	210	858	0	0
		total kilowatt	287	1149	0	0
		total operating days	36	253	#VALUE!	#VALUE!
		avg. pump hrs/day	5.83	3.39	#VALUE!	#VALUE!
		kwh per op. hour	1.37	1.34	#DIV/0!	#DIV/0!
		Avg Kw per day	7.97	4.54	#VALUE!	#VALUE!
		cum.kw per day				


Folkestone 19/06/08 Thermomax Df100 - 20 tube South @190 45 deg pitch 19-Jun-08		date of reading				
		29-Jun-08	9-Apr-09			
		total pump hours	64	1323	0	0
		total kilowatt	103	5219	0	0
		total operating days	10	294	#VALUE!	#VALUE!
		avg. pump hrs/day	6.40	4.50	#VALUE!	#VALUE!
		kwh per op. hour	1.61	3.94	#DIV/0!	#DIV/0!
		Avg Kw per day	10.30	17.75	#VALUE!	#VALUE!
		cum.kw per day				


St Margarets 1st July 2008 Thermomax Df100 - 20 tube South @190 45 deg pitch 1-Jul-08		date of reading				
		14-Apr-09	21-May-09			
		total pump hours	1308	1580	0	0
		total kilowatt	1254	1549	0	0
		total operating days	287	324	#VALUE!	#VALUE!
		avg. pump hrs/day	4.56	4.88	#VALUE!	#VALUE!
		kwh per op. hour	0.96	0.98	#DIV/0!	#DIV/0!
		Avg Kw per day	4.37	4.78	#VALUE!	#VALUE!
		cum.kw per day				


Tolehurst 23rd July 2008 Thermomax Df100 - 20 tube South @180 - 38 degree pitch 23-Jul-08		date of reading				
		1-Oct-08				
		total pump hours	464	0	0	0
		total kilowatt	508	0	0	0
		total operating days	70	#VALUE!	#VALUE!	#VALUE!
		avg. pump hrs/day	6.63	#VALUE!	#VALUE!	#VALUE!
		kwh per op. hour	1.09	#DIV/0!	#DIV/0!	#DIV/0!
		Avg Kw per day	7.26	#VALUE!	#VALUE!	#VALUE!
		cum.kw per day				


Whitstable 31st July 2008 Thermomax HP200 - 20 tube South @ 160 - 40 deg pitch 31-Jul-08		date of reading				
		11-Mar-09				
		total pump hours	918	0	0	0
		total kilowatt	2014	0	0	0
		total operating days	223	#VALUE!	#VALUE!	#VALUE!
		avg. pump hrs/day	4.12	#VALUE!	#VALUE!	#VALUE!
		kwh per op. hour	2.19	#DIV/0!	#DIV/0!	#DIV/0!
		Avg Kw per day	9.03	#VALUE!	#VALUE!	#VALUE!
		cum.kw per day				


Burham - 7th August 2008 South East @ 160 - 40 deg pitch Thermomax Df 100 - 20 tube 7-Aug-08		date of reading				
		7-Sep-08	28-Dec-08	5-Apr-09	28-Jun-09	
		total pump hours	156	517	864	1625
		total kilowatt	196	643	1102	2443
		total operating days	31	143	241	325
		avg. pump hrs/day	5.03	3.62	3.59	5.00
		kwh per op. hour	1.26	1.24	1.28	1.50
		Avg Kw per day	6.32	4.50	4.57	7.52
		cum.kw per day				


Welwyn Garden City Genersys 1000-10 H - 3 panels South facing 45 degree A frame Willis heat exchanger 31-Jul-08		date of reading				
		total pump hours	0	0	0	0
		total kilowatt	0	0	0	0
		total operating days	#VALUE!	#VALUE!	#VALUE!	#VALUE!
		avg. pump hrs/day	#VALUE!	#VALUE!	#VALUE!	#VALUE!
		kwh per op. hour	#DIV/0!	#DIV/0!	#DIV/0!	#DIV/0!
		Avg Kw per day	#VALUE!	#VALUE!	#VALUE!	#VALUE!
		cum.kw per day				


Cranbrook, Kent Df100 30 tube South @ 50 deg. elevation 2-Sep-08		date of reading	1-Oct-08	25-Feb-09		
		total pump hours	103	382	0	0
		total kilowatt	243	762	0	0
		total operating days	29	176	#VALUE!	#VALUE!
		avg. pump hrs/day	3.55	2.17	#VALUE!	#VALUE!
		kwh per op. hour	2.36	1.99	#DIV/0!	#DIV/0!
		Avg Kw per day	8.38	4.33	#VALUE!	#VALUE!
		cum.kw per day				


Canterbury, Kent DF100 20 Tube SE @ 120 deg and 40 elevation 16-Sep-08 reset 12th August 09		date of reading	24-Feb-09	12-Aug-09		
		total pump hours	294	1290	0	0
		total kilowatt	463	4250	0	0
		total operating days	161	330	#VALUE!	#VALUE!
		avg. pump hrs/day	1.83	3.91	#VALUE!	#VALUE!
		kwh per op. hour	1.57	3.29	#DIV/0!	#DIV/0!
		Avg Kw per day	2.88	12.88	#VALUE!	#VALUE!
		cum.kw per day				


Ash, Kent DF100 30 tube South @ 180 deg and 45 elevation Twin solar coil & BS Pro control 3-Oct-08		date of reading	1-Apr-09	14-Apr-09	27-Apr-09	
		total pump hours	406	446	507	0
		total kilowatt	683	736	891	0
		total operating days	180	193	206	#VALUE!
		avg. pump hrs/day	2.26	2.31	2.46	#VALUE!
		kwh per op. hour	1.68	1.65	1.76	#DIV/0!
		Avg Kw per day	3.79	3.81	4.33	#VALUE!
		cum.kw per day				


Dargate, Kent DF100 30 tube South @ 170 and 50 deg elevation Twin solar coils & BS pro control 23-Sep-08 remove TMV 17-08-09+inspection		date of reading	9-Oct-08	17-Aug-09	15-Mar-09	28-Jun-09
		total pump hours	48	1276	259	938
		total kilowatt	132	2742	483	1878
		total operating days	16	328	173	278
		avg. pump hrs/day	3.00	3.89	1.50	3.37
		kwh per op. hour	2.75	2.15	1.86	2.00
		Avg Kw per day	8.25	8.36	2.79	6.76
		cum.kw per day				


Whitstable, Kent DF100 30 tube South West @ 220 and 40 deg Twin solar coil and BS Pro Control 30-Sep-08		date of reading	5-Jan-09	3-Apr-09	31-Aug-09	20-Jul-09
		total pump hours	239	509	1612	789
		total kilowatt	313	668	2036	1291
		total operating days	97	185	335	293
		avg. pump hrs/day	2.46	2.75	4.81	2.69
		kwh per op. hour	1.31	1.31	1.26	1.64
		Avg Kw per day	3.23	3.61	6.08	4.41
		cum.kw per day				


Kingsdown Kent Genersys 1000/10 x 2 roof integrated South @ 170 deg and 30 deg el. 17-Oct-08		date of reading	9-Nov-08	24-Feb-09		
		total pump hours	42	119	0	0
		total kilowatt	132	221	0	0
		total operating days	23	130	#VALUE!	#VALUE!
		avg. pump hrs/day	1.83	0.92	#VALUE!	#VALUE!
		kwh per op. hour	3.14	1.86	#DIV/0!	#DIV/0!
		Avg Kw per day	5.74	1.70	#VALUE!	#VALUE!
		cum.kw per day				

Broadstairs, Kent DF100 20 tube South @ 180 and 45 deg pitch 17-Oct-08		date of reading	9-Nov-08	24-Feb-09		
		total pump hours	97	346	0	0
		total kilowatt	128	464	0	0
		total operating days	23	130	#VALUE!	#VALUE!
		avg. pump hrs/day	4.22	2.66	#VALUE!	#VALUE!
		kwh per op. hour	1.32	1.34	#DIV/0!	#DIV/0!
		Avg Kw per day	5.57	3.57	#VALUE!	#VALUE!
		cum.kw per day				

Herne Bay, Kent Thermomax DF100 20 tube South at 180 and 40 deg installed 4th November 2008 4-Nov-08		date of reading	1-Mar-09	9-Sep-09		
		total pump hours	199	1510	0	0
		total kilowatt	331	2616	0	0
		total operating days	117	309	#VALUE!	#VALUE!
		avg. pump hrs/day	1.70	4.89	#VALUE!	#VALUE!
		kwh per op. hour	1.66	1.73	#DIV/0!	#DIV/0!
		Avg Kw per day	2.83	8.47	#VALUE!	#VALUE!
		cum.kw per day				

Greenwich London S.E Thermomax HP 200 30 tube South @ 170 and 45 deg installed 11th November 2008 11-Nov-08		date of reading	7-Jan-09	25-Feb-09	20-May-09	27-Sep-09
		total pump hours	114	237	751	1606
		total kilowatt	142	306	1060	2294
		total operating days	57	106	190	320
		avg. pump hrs/day	2.00	2.24	3.95	5.02
		kwh per op. hour	1.25	1.29	1.41	1.43
		Avg Kw per day	2.49	2.89	5.58	7.17
		cum.kw per day				

Bearsted, Maidstone, Kent Thermomax DF100 30 tube + Daikin Air source heat pump Installed 18th October 2008 18-Oct-08		date of reading	24-Feb-09	23-Mar-09		
		total pump hours	87	190	0	0
		total kilowatt	97	225	0	0
		total operating days	129	156	#VALUE!	#VALUE!
		avg. pump hrs/day	0.67	1.22	#VALUE!	#VALUE!
		kwh per op. hour	1.11	1.18	#DIV/0!	#DIV/0!
		Avg Kw per day	0.75	1.44	#VALUE!	#VALUE!
		cum.kw per day				

Kingston Canterbury, Kent Thermomax DF100 30 tube 300 litre electric unvented twin solar coil cylinder 7-Dec-08		date of reading	4-Mar-09	19-Mar-09	20-May-09	
		total pump hours	90	126	425	0
		total kilowatt	307	400	1513	0
		total operating days	87	102	164	#VALUE!
		avg. pump hrs/day	1.03	1.24	2.59	#VALUE!
		kwh per op. hour	3.41	3.17	3.56	#DIV/0!
		Avg Kw per day	3.53	3.92	9.23	#VALUE!
		cum.kw per day				