





Eternal Energy Systems - Performance Data File


Herne Bay, kent Alpha combi system Installed February 18-02-09 Pitch 40deg S @ 185deg 18-Feb-09	date of reading				
	total pump hours	Data unavailable from Alpha system			
	total kilowatt		0	0	0
	total operating days	#VALUE!	#VALUE!	#VALUE!	#VALUE!
	avg. pump hrs/day	#VALUE!	#VALUE!	#VALUE!	#VALUE!
	kwh per op. hour	#VALUE!	#DIV/0!	#DIV/0!	#DIV/0!
	Avg Kw per day	#VALUE!	#VALUE!	#VALUE!	#VALUE!
	cum.kw per day				


Farncombe, Surrey Thermomax DF100 - 20 tube Installed March 13-03-09 Pitch 38deg S @ 160deg 13-Mar-09		date of reading	30-Mar-09	18-May-09	1-Sep-08	1-Jan-09
		total pump hours	75	293	0	0
		total kilowatt	69	219	0	0
		total operating days	17	66	-193	-71
		avg. pump hrs/day	4.41	4.44	0.00	0.00
		kwh per op. hour	0.92	0.75	#DIV/0!	#DIV/0!
		Avg Kw per day	4.06	3.32	0.00	0.00
		cum.kw per day				


West Hythe, Kent Thermomax DF100 - 20 tube Installed March 21-03-09 Pitch 40deg S @ 190deg 21-Mar-09		date of reading	22-Apr-09	29-Jun-08	1-Sep-08	1-Jan-09
		total pump hours	97	0	0	0
		total kilowatt	144	0	0	0
		total operating days	32	-265	-201	-79
		avg. pump hrs/day	3.03	0.00	0.00	0.00
		kwh per op. hour	1.48	#DIV/0!	#DIV/0!	#DIV/0!
		Avg Kw per day	4.50	0.00	0.00	0.00
		cum.kw per day				


Hythe - Kent Thermomax DF100 - 20 tube Installed March 19-03-09 Pitch 38deg S @ 185deg 19-Mar-09		date of reading	20-Apr-09	13-May-09	1-Sep-08	1-Jan-09
		total pump hours	164	314	0	0
		total kilowatt	218	458	0	0
		total operating days	32	55	-199	-77
		avg. pump hrs/day	5.13	5.71	0.00	0.00
		kwh per op. hour	1.33	1.46	#DIV/0!	#DIV/0!
		Avg Kw per day	6.81	8.33	0.00	0.00
		cum.kw per day				

High Halstow - Kent Thermomax DF100 - 20 tube Installed March 25-03-09 Pitch 38deg SE @ 135deg 25-Mar-09		date of reading	22-Apr-09	14-Jun-09	1-Sep-08	1-Jan-09
		total pump hours	72	253	0	0
		total kilowatt	81	308	0	0
		total operating days	28	81	-205	-83
		avg. pump hrs/day	2.57	3.12	0.00	0.00
		kwh per op. hour	1.13	1.22	#DIV/0!	#DIV/0!
		Avg Kw per day	2.89	3.80	0.00	0.00
		cum.kw per day				

Gillingham, Kent Thermomax DF100 - 20 tube Installed March 27-03-09 Pitch 35deg S @ 185deg 27-Mar-09		date of reading	20-May-09	29-Jun-08	1-Sep-08	1-Jan-09
		total pump hours	121	0	0	0
		total kilowatt	226	0	0	0
		total operating days	54	-271	-207	-85
		avg. pump hrs/day	2.24	0.00	0.00	0.00
		kwh per op. hour	1.87	#DIV/0!	#DIV/0!	#DIV/0!
		Avg Kw per day	4.19	0.00	0.00	0.00
		cum.kw per day				

Aylesford - Kent Thermomax DF100 - 20 tube Installed April 9th 09 Pitch 38deg S @ 160deg 9-Apr-09		date of reading	24-Sep-09			
		total pump hours	482	0	0	0
		total kilowatt	171	0	0	0
		total operating days	168	#VALUE!	#VALUE!	#VALUE!
		avg. pump hrs/day	2.87	#VALUE!	#VALUE!	#VALUE!
		kwh per op. hour	0.35	#DIV/0!	#DIV/0!	#DIV/0!
		Avg Kw per day	1.02	#VALUE!	#VALUE!	#VALUE!
		cum.kw per day				

Ringwould - Kent Thermomax DF100 - 20 tube Installed 6th May 2009 Pitch 38deg SE @ 150deg 6-May-09 reset to zero on 1st July 09 1-Jul-09		date of reading	2-Jun-09			
		total pump hours	110	0	0	0
		total kilowatt	247	#VALUE!	0	0
		total operating days	27	#VALUE!	#VALUE!	#VALUE!
		avg. pump hrs/day	4.07	#VALUE!	#VALUE!	#VALUE!
		kwh per op. hour	2.25	#VALUE!	#DIV/0!	#DIV/0!
		Avg Kw per day	9.15	#VALUE!	#VALUE!	#VALUE!
		cum.kw per day				

Charing - Kent Thermomax DF100 - 30 tube Installed 12th May 2009 Pitch 38deg S @ 185deg 12-May-09 BSPlus variable		date of reading	2-Jul-09			
		total pump hours	202	0	0	0
		total kilowatt	403	0	0	0
		total operating days	51	#VALUE!	#VALUE!	#VALUE!
		avg. pump hrs/day	3.96	#VALUE!	#VALUE!	#VALUE!
		kwh per op. hour	2.00	#DIV/0!	#DIV/0!	#DIV/0!
		Avg Kw per day	7.90	#VALUE!	#VALUE!	#VALUE!
		cum.kw per day				

Thermomax DF100 - 20 tube
 Installed 20th May 2009
 Pitch 38deg SW @ 220deg
 20-May-09



total pump hours	178	391	700	1017
total kilowatt	69	141	232	381
total operating days	18	32	76	127
avg. pump hrs/day	9.89	12.22	9.21	8.01
kwh per op. hour	0.39	0.36	0.33	0.37
Avg Kw per day	3.83	4.41	3.05	3.00
cum.kw per day				

West Farleigh - Kent
 Thermomax DF100 - 10 tube
 Installed 29th May 2009
 Pitch 38deg S @ 185deg
 29-May-09



date of reading	29-Jun-09			
total pump hours	106	0	0	0
total kilowatt	36	0	0	0
total operating days	31	#VALUE!	#VALUE!	#VALUE!
avg. pump hrs/day	3.42	#VALUE!	#VALUE!	#VALUE!
kwh per op. hour	0.34	#DIV/0!	#DIV/0!	#DIV/0!
Avg Kw per day	1.16	#VALUE!	#VALUE!	#VALUE!
cum.kw per day				

Newington - Kent
 Thermomax 2x 10 tube DF 100
 Installed 16-06-09 double pump station
 East West panels in hidden valley
 16-Jun-09



date of reading				
total pump hours	0	0	0	0
total kilowatt	0	0	0	0
total operating days	#VALUE!	#VALUE!	#VALUE!	#VALUE!
avg. pump hrs/day	#VALUE!	#VALUE!	#VALUE!	#VALUE!
kwh per op. hour	#DIV/0!	#DIV/0!	#DIV/0!	#DIV/0!
Avg Kw per day	#VALUE!	#VALUE!	#VALUE!	#VALUE!
cum.kw per day				

Sandhurst, Kent
 Thermomax DF100 - 30 tube
 Installed October 18-06-09
 Pitch 38deg SE @ 165deg
 18-Jun-09



date of reading				
total pump hours	0	0	0	0
total kilowatt	0	0	0	0
total operating days	#VALUE!	#VALUE!	#VALUE!	#VALUE!
avg. pump hrs/day	#VALUE!	#VALUE!	#VALUE!	#VALUE!
kwh per op. hour	#DIV/0!	#DIV/0!	#DIV/0!	#DIV/0!
Avg Kw per day	#VALUE!	#VALUE!	#VALUE!	#VALUE!
cum.kw per day				

Chartham - Kent
 Thermomax DF100 - 20 tube
 Installed 25-06-09
 Pitch 38deg S @ 185deg
 25-Jun-09



date of reading	9-Jul-09	29-Aug-09		
total pump hours	127	362	0	0
total kilowatt	173	456	0	0
total operating days	14	65	#VALUE!	#VALUE!
avg. pump hrs/day	9.07	5.57	#VALUE!	#VALUE!
kwh per op. hour	1.36	1.26	#DIV/0!	#DIV/0!
Avg Kw per day	12.36	7.02	#VALUE!	#VALUE!
cum.kw per day				

Godalming - Surrey
 Genersys 3panel 6msq
 Installed 30-06-09
 façade Pitch 45deg S @ 180deg
 30-Jun-09



date of reading	11-Sep-09			
total pump hours	199	0	0	0
total kilowatt	256	0	0	0
total operating days	73	#VALUE!	#VALUE!	#VALUE!
avg. pump hrs/day	2.73	#VALUE!	#VALUE!	#VALUE!
kwh per op. hour	1.29	#DIV/0!	#DIV/0!	#DIV/0!
Avg Kw per day	3.51	#VALUE!	#VALUE!	#VALUE!
cum.kw per day				

Rochester - Kent
 Thermomax DF100 - 20 tube
 Installed October 07-07-09
 Pitch 38deg S @ 185deg
 7-Jul-09



date of reading				
total pump hours	0	0	0	0
total kilowatt	0	0	0	0
total operating days	#VALUE!	#VALUE!	#VALUE!	#VALUE!
avg. pump hrs/day	#VALUE!	#VALUE!	#VALUE!	#VALUE!
kwh per op. hour	#DIV/0!	#DIV/0!	#DIV/0!	#DIV/0!
Avg Kw per day	#VALUE!	#VALUE!	#VALUE!	#VALUE!
cum.kw per day				

Hythe - Kent
 Thermomax Df100 - 10 tube -
 Installed 09-07-09
 Pitch 38deg S @ 185deg
 9-Jul-09





date of reading	10-Aug-09	15-Sep-09		
total pump hours	62	242	0	0
total kilowatt	53	196	0	0
total operating days	32	68	#VALUE!	#VALUE!
avg. pump hrs/day	1.94	3.56	#VALUE!	#VALUE!
kwh per op. hour	0.85	0.81	#DIV/0!	#DIV/0!
Avg Kw per day	1.66	2.88	#VALUE!	#VALUE!
cum.kw per day				


Westwell - Kent
 Thermomax DF100 - 20 tube
 Installed 14-07-09




date of reading	9-Aug-09	24-Aug-09	28-Sep-09	
total pump hours	99	186	356	0
total kilowatt	64	166	318	0


Pitch 38deg S @ 185deg 14-Jul-09		total operating days	26	41	76	#VALUE!
		avg. pump hrs/day	3.81	4.54	4.68	#VALUE!
BS4 Variable		kwh per op. hour	0.95	0.89	0.88	#DIV/0!
		Avg Kw per day	3.62	4.05	4.12	#VALUE!
		cum.kw per day				


Burham-Kent Thermomax DF100 - 20 tube Installed October 11-10-06 Flat roof tube rotate to 27deg 23-Jul-09		date of reading	25-Aug-09			
		total pump hours	183	0	0	0
SOLA PLUG BS4 Variable		total kilowatt	236	0	0	0
		total operating days	33	#VALUE!	#VALUE!	#VALUE!
		avg. pump hrs/day	5.55	#VALUE!	#VALUE!	#VALUE!
		kwh per op. hour	1.29	#DIV/0!	#DIV/0!	#DIV/0!
		Avg Kw per day	7.15	#VALUE!	#VALUE!	#VALUE!
		cum.kw per day				

Gillingham - Kent Thermomax DF100 - 20 tube Installed October 11-10-06 Pitch 38deg S @ 185deg 4-Aug-09		date of reading	25-Aug-09			
		total pump hours	74	0	0	0
BS4 Variable		total kilowatt	93	0	0	0
		total operating days	21	#VALUE!	#VALUE!	#VALUE!
		avg. pump hrs/day	3.52	#VALUE!	#VALUE!	#VALUE!
		kwh per op. hour	1.26	#DIV/0!	#DIV/0!	#DIV/0!
		Avg Kw per day	4.43	#VALUE!	#VALUE!	#VALUE!
		cum.kw per day				

Sevenoaks-Kent Thermomax DF100 - 20 tube Installed October 11-10-06 Pitch 38deg S @ 185deg 30-Jul-09		date of reading	25-Aug-09			
		total pump hours	95	0	0	0
BS4 Variable		total kilowatt	112	0	0	0
		total operating days	26	#VALUE!	#VALUE!	#VALUE!
		avg. pump hrs/day	3.65	#VALUE!	#VALUE!	#VALUE!
		kwh per op. hour	1.18	#DIV/0!	#DIV/0!	#DIV/0!
		Avg Kw per day	4.31	#VALUE!	#VALUE!	#VALUE!
		cum.kw per day				

Cliftonville - Kent Genersys 1000-10 x 3 panel system Installed July 01-07-09 Pitch 38deg S @ 185deg 1-Jul-09		date of reading	1-Aug-09	11-Aug-09	24-Aug-09	9-Sep-09
		total pump hours	37	79	141	172
BS4 Variable		total kilowatt	481	1018	1807	2221
		total operating days	31	41	54	70
		avg. pump hrs/day	1.19	1.93	2.61	2.46
		kwh per op. hour	13.00	12.89	12.82	12.91
		Avg Kw per day	15.52	24.83	33.46	31.73
		cum.kw per day				

Herne Bay - Kent Thermomax DF100 - 20 tube Installed September 02-09-09 Pitch 38deg S @ 200deg 2-Sep-09		date of reading	5-Sep-09	24-Sep-09		
		total pump hours	4	87	0	0
BS4 VPS		total kilowatt	6	68	0	0
		total operating days	3	22	#VALUE!	#VALUE!
		avg. pump hrs/day	1.33	3.95	#VALUE!	#VALUE!
		kwh per op. hour	1.50	0.78	#DIV/0!	#DIV/0!
		Avg Kw per day	2.00	3.09	#VALUE!	#VALUE!
		cum.kw per day				

Kingston - Kent Thermomax DF100 - 20 tube Installed August 20-08-09 Pitch 45deg S @ 160deg 20-Aug-09		date of reading	4-Sep-09			
		total pump hours	114	0	0	0
SOLAPLUG BS4 VPS		total kilowatt	94	0	0	0
		total operating days	15	#VALUE!	#VALUE!	#VALUE!
		avg. pump hrs/day	7.60	#VALUE!	#VALUE!	#VALUE!
		kwh per op. hour	0.82	#DIV/0!	#DIV/0!	#DIV/0!
		Avg Kw per day	6.27	#VALUE!	#VALUE!	#VALUE!
		cum.kw per day				

Gravesend - Kent Thermomax DF100 -20 tube Installed September 08-09-09 Pitch 38deg S @ 170deg 8-Sep-09		date of reading	16-Sep-09	24-Sep-09		
		total pump hours	31	64	0	0
BS4 VPS		total kilowatt	24	50	0	0
		total operating days	8	16	#VALUE!	#VALUE!
		avg. pump hrs/day	3.88	4.00	#VALUE!	#VALUE!
		kwh per op. hour	0.77	0.78	#DIV/0!	#DIV/0!
		Avg Kw per day	3.00	3.13	#VALUE!	#VALUE!
		cum.kw per day				

Canterbury - Kent Thermomax DF100 - 20 tube Installed September 21-09-09 Pitch 38deg S @ 185deg 21-Sept-09		date of reading				
		total pump hours	0	0	0	0
BS4 Variable		total kilowatt	0	0	0	0
		total operating days		#VALUE!	#VALUE!	#VALUE!
		avg. pump hrs/day		#VALUE!	#VALUE!	#VALUE!
		kwh per op. hour		#DIV/0!	#DIV/0!	#DIV/0!
		Avg Kw per day		#VALUE!	#VALUE!	#VALUE!
		cum.kw per day				

BS4 VPS

kwh per op. hour	#DIV/0!	#DIV/0!	#DIV/0!	#DIV/0!
Avg Kw per day	#VALUE!	#VALUE!	#VALUE!	#VALUE!
cum.kw per day				

Margate - Kent
 Thermomax 2 x DF100 - 20 tube
 Installed September 09-09-09
 Pitch 38deg S @ 185deg
9-Sep-09
 hidden valley twin cylinder in parallel



date of reading	28-Sep-09			
total pump hours	75	0	0	0
total kilowatt	128	0	0	0
total operating days	19	#VALUE!	#VALUE!	#VALUE!
avg. pump hrs/day	3.95	#VALUE!	#VALUE!	#VALUE!
kwh per op. hour	1.71	#DIV/0!	#DIV/0!	#DIV/0!
Avg Kw per day	6.74	#VALUE!	#VALUE!	#VALUE!
cum.kw per day				