






# Eternal Energy Systems - Performance Data File


Genersys 2panel 4msq Installed October 11-10-06 Pitch 38deg S @ 185deg 11-Oct-06		total pump hours	23-Jul-07	13-Oct-08	1-Mar-09	0
		total kilowatt	608	1261	1423	0
		total operating days	799	1593	1728	0
		avg. pump hrs/day	285	733	872	#VALUE!
		kwh per op. hour	2.13	1.72	1.63	#VALUE!
		Avg Kw per day	1.31	1.26	1.21	#DIV/0!
		cum.kw per day	2.80	2.17	1.98	#VALUE!


Beltinge - Kent Vaillant Mini - 40 tubes - 2.02 installed November - 30-10-06 Flat roof-SSE@130 & 45 deg pitch 30-Oct-06 reset & moved pitch roof reset ritter replaced schott		date of reading	23-Jul-07	4-Feb-08	10-Oct-08	28-Feb-09
		total pump hours	760	572	2149	423
		total kilowatt	468	678	7600	483
		total operating days	266	196	711	141
		avg. pump hrs/day	2.86	2.92	3.02	3.00
		kwh per op. hour	0.62	1.19	3.54	1.14
		Avg Kw per day	1.76	3.46	10.69	3.43
		cum.kw per day				


Broadstairs - Kent Solamax - 20 tube - 2.004 Installed December - 16-12-06 Pitch roof @ 40deg - S@180 16-Dec-06		date of reading	31-Dec-07	29-Jun-08		
		total pump hours	1629	2456		
		total kilowatt	2478	3711		
		total operating days	380	561	-39067	-39067
		avg. pump hrs/day	4.29	4.38	0.00	0.00
		kwh per op. hour	1.52	1.51	#DIV/0!	#DIV/0!
		Avg Kw per day	6.52	6.61	0.00	0.00
		cum.kw per day				


Cooling - Kent Solamax 30 tube - 3.006 C=266 Installed November 11-11-06 Split pitch roof - H - 25 deg S@180 11-Nov-06 reset resite pipework air lock		date of reading	31-Dec-07	15-May-08	13-Oct-08	
		total pump hours	1629	457	1307	
		total kilowatt	2478	949	4352	
		total operating days	415	33	184	#VALUE!
		avg. pump hrs/day	3.93	13.85	7.10	#VALUE!
		kwh per op. hour	1.52	2.08	3.33	#DIV/0!
		Avg Kw per day	5.97	28.76	23.65	#VALUE!
		cum.kw per day				


Dalbeattie - Scotland Solamax 20 tube - 20.004 installed 30-12-06 Pitch Roof@ 37 deg - SSE @170 30/12/2006 reset reset 12/09/09		date of reading	31-Dec-07	29-Jun-08	30-Jun-09	31-Aug-09
		total pump hours	1503	2448	1284	1508
		total kilowatt	2399	4479	3976	4231
		total operating days	366	547	263	325
		avg. pump hrs/day	4.11	4.48	4.88	4.64
		kwh per op. hour	1.60	1.83	3.10	2.81
		Avg Kw per day	6.55	8.19	15.12	13.02
		cum.kw per day				


Canterbury - Kent Thermomax DF100 20 Tube 2.04m Installed February 03-0207 Pitch Roof 35 deg S @180 3-Feb-07		date of reading	31-Dec-07			
		total pump hours	1621			
		total kilowatt	2234			
		total operating days	331	-39116	-39116	-39116
		avg. pump hrs/day	4.90	0.00	0.00	0.00
		kwh per op. hour	1.38	#DIV/0!	#DIV/0!	#DIV/0!
		Avg Kw per day	6.75	0.00	0.00	0.00
		cum.kw per day				


Blackheath Pitch Roof @ 30 deg - S @ 180 Thermomax DF100 20 tube - 2.04m Installed Feb 07-0207 7-Feb-07		date of reading	31-Dec-07	13-Feb-09	2-Apr-09	
		total pump hours	1183	2462	2746	
		total kilowatt	1979	4108	4624	
		total operating days	327	737	785	#VALUE!
		avg. pump hrs/day	3.62	3.34	3.50	#VALUE!
		kwh per op. hour	1.67	1.67	1.68	#DIV/0!
		Avg Kw per day	6.05	5.57	5.89	#VALUE!
		cum.kw per day				


Teynham Flat 3 Thermomax DF100 20 tube -2.04m Installed February 20-02- 07 Pitch 30 deg S @ 180  20-Feb-07		date of reading	31-Dec-07			
		total pump hours	2425			
		total kilowatt	10774			
		total operating days	314	#VALUE!	#VALUE!	#VALUE!
		avg. pump hrs/day	7.72	#VALUE!	#VALUE!	#VALUE!
		kwh per op. hour	4.44	#DIV/0!	#DIV/0!	#DIV/0!
		Avg Kw per day	34.31	#VALUE!	#VALUE!	#VALUE!
		cum.kw per day				


Teynham - Kent Flat 4 Thermomax DF100 20 tube -2.04m Installed February 20-02- 07 Pitch 30 deg S @ 180  20-Feb-07		date of reading	31-Dec-07	11-Apr-08	29-Jun-09	
		total pump hours	1697	2154	2400	
		total kilowatt	1226	2306	3760	
		total operating days	314	416	860	#REF!
		avg. pump hrs/day	5.40	5.18	2.79	#REF!
		kwh per op. hour	0.72	1.07	1.57	#DIV/0!
		Avg Kw per day	3.90	5.54	4.37	#REF!
		cum.kw per day				


Tonbridge - kent Thermomax DF100 - 20 tube -2.04 Installed March 01-03-07 Pitch Roof @ 40 deg S @ 180  01/03/2007 system reset after refill 21/01/08	 21-Jan-08	date of reading	31-Dec-07	16-Feb-09		
		total pump hours	1299	1909		
		total kilowatt	3438	2278		
		total operating days	305	392	#VALUE!	#VALUE!
		avg. pump hrs/day	4.26	4.87	#VALUE!	#VALUE!
		kwh per op. hour	2.65	1.19	#DIV/0!	#DIV/0!
		Avg Kw per day	11.27	5.81	#VALUE!	#VALUE!
		cum.kw per day				


Hythe - Kent Themomax DF100 - 20 tube - 2.04 Installed March 09-03-07 Pitch 30 deg S @ 165  09/03/2007		date of reading	31-Dec-07	8-Oct-08		
		total pump hours	1544	2907	0	0
		total kilowatt	2496	5201	0	0
		total operating days	297	579	#VALUE!	#VALUE!
		avg. pump hrs/day	5.20	5.02	#VALUE!	#VALUE!
		kwh per op. hour	1.62	1.79	#DIV/0!	#DIV/0!
		Avg Kw per day	8.40	8.98	#VALUE!	#VALUE!
		cum.kw per day				


Whitstable - Kent Thermomax Df100 30 tube - 3.06 Installed April 12-04-07 Pitch 35 SSE @ 165  12/04/2007 replace defect tube 30/04/09		date of reading	31-Dec-07	29-Jun-08	30-Apr-09	
		total pump hours	559	862	1077	
		total kilowatt	1176	1856	2517	
		total operating days	263	444	749	#VALUE!
		avg. pump hrs/day	2.13	1.94	1.44	#VALUE!
		kwh per op. hour	2.10	2.15	2.34	#VALUE!
		Avg Kw per day	4.47	4.18	3.36	#VALUE!
		cum.kw per day				


Canterbury Kent Thermomax HP200 - 20 tube -2.04 Installed April 01-04-07 Pitch Roof @ 40 deg S @ 180  01/04/2007		date of reading	31-Dec-07	29-Jun-08		
		total pump hours	792	1636	0	0
		total kilowatt	1157	2456	0	0
		total operating days	274	455	#VALUE!	#VALUE!
		avg. pump hrs/day	2.89	3.60	#VALUE!	#VALUE!
		kwh per op. hour	1.46	1.50	#DIV/0!	#DIV/0!
		Avg Kw per day	4.22	5.40	#VALUE!	#VALUE!
		cum.kw per day				


Dartford - Kent Thermomax DF100 30 tube 3.06 Installed May 19-05-07 Pre Heat cylinder Pitch Roof @45 deg SSW @ 198  19-May-07 add twin coil reset	 29-Jul-07 1-Jun-08	date of reading	7-Jul-07	31-Dec-07	29-Jun-08	13-Oct-08
		total pump hours	595	936	1777	993
		total kilowatt	691	2284	3960	1434
		total operating days	49	226	407	134
		avg. pump hrs/day	12.14	4.14	4.37	7.41
		kwh per op. hour	1.16	2.44	2.23	1.44
		Avg Kw per day	14.10	10.11	9.73	10.70
		cum.kw per day				


Canterbury - Kent Thermomax DF100 30 Tube -3.06 Installed June 09-06-07 - pre heat cylinder South @ 180 Flat Roof tubes angled to 30 deg 9-Jun-07		date of reading	31-Dec-07	29-Jun-08	9-Oct-08	
		total pump hours	936	1777	2630	0
		total kilowatt	2284	3204	6601	0
		total operating days	205	386	488	#VALUE!
		avg. pump hrs/day	4.57	4.60	5.39	#VALUE!
		kwh per op. hour	2.44	1.80	2.51	#DIV/0!
		Avg Kw per day	11.14	8.30	13.53	#VALUE!
		cum.kw per day				


Whitstable - Kent Thermomax DF100 30 Tube - 3.06 Installed June 16-06-07 - thro thermal store - underfloor Pitch Roof 35 deg S @ 180 16-Jun-07		date of reading	3-May-08	1-Aug-08	21-Apr-09	
		total pump hours	1082	1446	2100	
		total kilowatt	2134	3968	4862	
		total operating days	322	412	675	#VALUE!
		avg. pump hrs/day	3.36	3.51	3.11	#VALUE!
		kwh per op. hour	1.97	2.74	2.32	#VALUE!
		Avg Kw per day	6.63	9.63	7.20	#VALUE!
		cum.kw per day				


Whitstable - Kent Thermomax HP 200 30 tube Adopted 13-06-07 WestNorthWest pitch at 38deg 13-Jun-07		date of reading	31-Dec-07			
		total pump hours	1035	0	0	0
		total kilowatt	885	0	0	0
		total operating days	201	#VALUE!	#VALUE!	#VALUE!
		avg. pump hrs/day	5.15	#VALUE!	#VALUE!	#VALUE!
		kwh per op. hour	0.86	#DIV/0!	#DIV/0!	#DIV/0!
		Avg Kw per day	4.40	#VALUE!	#VALUE!	#VALUE!
		cum.kw per day				


Meopham Kent Thermomax HP200-30 tube installed 4/10/07 South@180-roof 45deg 4-Oct-07		date of reading	8-Nov-07	15-May-08	9-Oct-08	16-Feb-09
		total pump hours	221	1144	2474	2719
		total kilowatt	445	2379	7640	8418
		total operating days	35	224	371	501
		avg. pump hrs/day	6.31	5.11	6.67	5.43
		kwh per op. hour	2.01	2.08	3.09	3.10
		Avg Kw per day	12.71	10.62	20.59	16.80
		cum.kw per day				


Wilmington Thermomax DF100 - 20 tube installed 7/11/07 SW @230 pitch 40deg 7-Nov-07		date of reading	1-May-08	13-Oct-08		
		total pump hours	357	998	0	0
		total kilowatt	322	1027	0	0
		total operating days	176	341	#VALUE!	#VALUE!
		avg. pump hrs/day	2.03	2.93	#VALUE!	#VALUE!
		kwh per op. hour	0.90	1.03	#DIV/0!	#DIV/0!
		Avg Kw per day	1.83	3.01	#VALUE!	#VALUE!
		cum.kw per day				


Hartley-Longfield Thermomax HP 200 - 20 tube installed 19/11/07 South @ 180 pitch 35deg 13-Nov-07		date of reading	24-Jun-08	16-Feb-09	28-Jun-09	1-Oct-09
		total pump hours	847	1441	1928	2254
		total kilowatt	1731	3320	4268	5020
		total operating days	224	461	593	688
		avg. pump hrs/day	3.78	3.13	3.25	3.28
		kwh per op. hour	2.04	2.30	2.21	2.23
		Avg Kw per day	7.73	7.20	7.20	7.30
		cum.kw per day				


Woodchurch Sonnekraft VTC 20 tube(Chelmer) installed 10/12/07 South @ 180 pitch 45deg 10-Dec-07		date of reading	31-Dec-07	15-Feb-08		
		total pump hours	50	114	0	0
		total kilowatt	38	74	0	0
		total operating days	21	67	-39426	-39426
		avg. pump hrs/day	2.38	1.70	0.00	0.00
		kwh per op. hour	0.76	0.65	#DIV/0!	#DIV/0!
		Avg Kw per day	1.81	1.10	0.00	0.00
		cum.kw per day				


Herne Bay Thermomax DF100 - 20 tube installed 4th December 07 South @ 180 pitch 4-Dec-07		date of reading	9-Oct-08	16-Feb-09		
		total pump hours	761	1937	0	0
		total kilowatt	1689	2988	0	0
		total operating days	310	440	#VALUE!	#VALUE!
		avg. pump hrs/day	2.45	4.40	#VALUE!	#VALUE!
		kwh per op. hour	2.22	1.54	#DIV/0!	#DIV/0!
		Avg Kw per day	5.45	6.79	#VALUE!	#VALUE!
		cum.kw per day				


Ulcombe Genersys 1000/10 - 3 panel 6m.sq roof integrated - finish 7th Dec South@180 - pitch 38deg 7-Dec-07		date of reading	30-Jan-08	5-Mar-08		
		total pump hours	40	162	0	0
		total kilowatt	52	216	0	0
		total operating days	54	89	#VALUE!	#VALUE!
		avg. pump hrs/day	0.74	1.82	#VALUE!	#VALUE!
		kwh per op. hour	1.30	1.33	#DIV/0!	#DIV/0!
		Avg Kw per day	0.96	2.43	#VALUE!	#VALUE!
		cum.kw per day				


Bekesbourne Thermomax DF100 20 tube façade mounted -elec boiler south @ 180 tube to 60deg Solar install 12th December 12-Dec-07 system reset September 08		date of reading	13-Feb-08	15-Jul-08	30-Dec-08	21-Jul-09
		total pump hours	120	538	436	1414
		total kilowatt	99	467	716	2138
		total operating days	63	216	384	329
		avg. pump hrs/day	1.90	2.49	1.14	4.30
		kwh per op. hour	0.83	0.87	1.64	1.51
		Avg Kw per day	1.57	2.16	1.86	6.50
		cum.kw per day				

Wingham Alpha Combi Boiler system South @ 180 - 38 deg pitch Installed 14th January 08 14/01/2008		date of reading				
		total pump hours	Data unavailable from Alpha system			
		total kilowatt	0	0	0	0
		total operating days	#VALUE!	#VALUE!	#VALUE!	#VALUE!
		avg. pump hrs/day	#VALUE!	#VALUE!	#VALUE!	#VALUE!
		kwh per op. hour	#VALUE!	#DIV/0!	#DIV/0!	#DIV/0!
		Avg Kw per day	#VALUE!	#VALUE!	#VALUE!	#VALUE!
		cum.kw per day				


Whitstable Thermomax DF 100 - 30 tube 250 litre unvented SSW @ 200 deg & 45 deg pitch 20-Apr-08 tamper proof controller no readings		date of reading				
		total pump hours	Holiday let with tamper-proof controller no data			
		total kilowatt	0	0	0	0
		total operating days	#VALUE!	#VALUE!	#VALUE!	#VALUE!
		avg. pump hrs/day	#VALUE!	#VALUE!	#VALUE!	#VALUE!
		kwh per op. hour	#VALUE!	#DIV/0!	#DIV/0!	#DIV/0!
		Avg Kw per day	#VALUE!	#VALUE!	#VALUE!	#VALUE!
		cum.kw per day				


Sandhurst Thermomax Df100 - 30 tube 250 litre unvented South @ 170 deg & 30 deg pitch 20-Mar-08		date of reading	23-Apr-08	20-Aug-08	24-Apr-09	31-May-09
		total pump hours	113	674	1046	1205
		total kilowatt	306	1868	2746	3371
		total operating days	34	153	400	437
		avg. pump hrs/day	3.32	4.41	2.62	2.76
		kwh per op. hour	2.71	2.77	2.63	2.80
		Avg Kw per day	9.00	12.21	6.87	7.71
		cum.kw per day				


Whitstable Thermomax DF100 20 tube SSE @ 165 deg and 40 deg pitch Installed 26th March 08 26-Mar-08		date of reading	21-Apr-08	16-Feb-09		
		total pump hours	32	612	0	0
		total kilowatt	6	1234	0	0
		total operating days	26	327	#VALUE!	#VALUE!
		avg. pump hrs/day	1.23	1.87	#VALUE!	#VALUE!
		kwh per op. hour	0.19	2.02	#DIV/0!	#DIV/0!
		Avg Kw per day	0.23	3.77	#VALUE!	#VALUE!
		cum.kw per day				


Ramsgate Thermomax Df100 - 30 tube 300 litre unvented + wood boiler South @ 180deg & 40deg pitch 3-Apr-08		date of reading	21-Apr-08	29-Jun-08	1-Sep-08	1-Jan-09
		total pump hours	74	549	2149	2149
		total kilowatt	147	1165	7600	7600
		total operating days	18	87	151	273
		avg. pump hrs/day	4.11	6.31	14.23	7.87
		kwh per op. hour	1.99	2.12	3.54	3.54
		Avg Kw per day	8.17	13.39	50.33	27.84
		cum.kw per day				


Whitstable Alpha Solar Smart - combi system South @ 180 deg & 30 deg pitch Installed 18th April 2008 18-Apr-08		date of reading				
		total pump hours	Data unavailable from Alpha system			
		total kilowatt	0	0	0	0
		total operating days	#VALUE!	#VALUE!	#VALUE!	#VALUE!
		avg. pump hrs/day	#VALUE!	#VALUE!	#VALUE!	#VALUE!
		kwh per op. hour	#VALUE!	#DIV/0!	#DIV/0!	#DIV/0!
		Avg Kw per day	#VALUE!	#VALUE!	#VALUE!	#VALUE!
		cum.kw per day				


Herne Bay - 007114 Genersys 1000/10 in roof 2 panel 250 litre unvented South @ 180 & 35 deg pitch 4-Jun-08		date of reading	8-Jul-08			
		total pump hours	94	0	0	0
		total kilowatt	109	0	0	0
		total operating days	34	#VALUE!	#VALUE!	#VALUE!
		avg. pump hrs/day	2.76	#VALUE!	#VALUE!	#VALUE!
		kwh per op. hour	1.16	#DIV/0!	#DIV/0!	#DIV/0!
		Avg Kw per day	3.21	#VALUE!	#VALUE!	#VALUE!
		cum.kw per day				


008135 Greatstone, Kent Thermomax HP 200 - 30 tube South @ 180 deg - 30deg pitch 14-May-08		date of reading	19-Aug-08	16-Feb-09		
		total pump hours	516	1067	0	0
		total kilowatt	1141	3047	0	0
		total operating days	97	278	#VALUE!	#VALUE!
		avg. pump hrs/day	5.32	3.84	#VALUE!	#VALUE!
		kwh per op. hour	2.21	2.86	#DIV/0!	#DIV/0!
		Avg Kw per day	11.76	10.96	#VALUE!	#VALUE!
		cum.kw per day				


Swanley, Kent Ritter 2 m.sq South at 190 deg. 38 deg pitch Installed 21st May 2008 21-May-08 3rd Party installation		date of reading				
		total pump hours	0	0	0	0
		total kilowatt	0	0	0	0
		total operating days	#VALUE!	#VALUE!	#VALUE!	#VALUE!
		avg. pump hrs/day	#VALUE!	#VALUE!	#VALUE!	#VALUE!
		kwh per op. hour	#DIV/0!	#DIV/0!	#DIV/0!	#DIV/0!
		Avg Kw per day	#VALUE!	#VALUE!	#VALUE!	#VALUE!
		cum.kw per day				


00602 Whitstable, kent Thermomax DF100 20+30 tube East&West panels 300ltr unvented 18-May-08 Combi boiler and by-pass		date of reading	20-Apr-09			
		total pump hours	1720	0	0	0
		total kilowatt	1763	0	0	0
		total operating days	337	#VALUE!	#VALUE!	#VALUE!
		avg. pump hrs/day	5.10	#VALUE!	#VALUE!	#VALUE!
		kwh per op. hour	1.03	#DIV/0!	#DIV/0!	#DIV/0!
		Avg Kw per day	5.23	#VALUE!	#VALUE!	#VALUE!
		cum.kw per day				


008119 - May 2008 Whitstable, Kent 300ltr unvented Thermomax DF100 30 tube South@ 180 deg & 45 deg pitch 22-May-08 no OHQM to prevent tampering		date of reading				
		total pump hours	Holiday let with tamper-proof controller no data			
		total kilowatt	0	0	0	0
		total operating days	#VALUE!	#VALUE!	#VALUE!	#VALUE!
		avg. pump hrs/day	#VALUE!	#VALUE!	#VALUE!	#VALUE!
		kwh per op. hour	#VALUE!	#DIV/0!	#DIV/0!	#DIV/0!
		Avg Kw per day	#VALUE!	#VALUE!	#VALUE!	#VALUE!
		cum.kw per day				


Rayotec sub contract 10/05/2008 Welling London SE Ritter 2 panel 45 deg pitch & South '180 10-May-08		date of reading					
		total pump hours	0	0	0	0	
		total kilowatt	0	0	0	0	
		total operating days	#VALUE!	#VALUE!	#VALUE!	#VALUE!	
		avg. pump hrs/day	#VALUE!	#VALUE!	#VALUE!	#VALUE!	
		kwh per op. hour	#DIV/0!	#DIV/0!	#DIV/0!	#DIV/0!	
		Avg Kw per day	#VALUE!	#VALUE!	#VALUE!	#VALUE!	
		cum.kw per day					
		3rd Party installation					


Folkestone 17/06/08 Thermomax Df100 - 20 tube South @190 45 deg pitch 17-Jun-08		date of reading	23-Jul-08	25-Feb-09		
		total pump hours	210	858	0	0
		total kilowatt	287	1149	0	0
		total operating days	36	253	#VALUE!	#VALUE!
		avg. pump hrs/day	5.83	3.39	#VALUE!	#VALUE!
		kwh per op. hour	1.37	1.34	#DIV/0!	#DIV/0!
		Avg Kw per day	7.97	4.54	#VALUE!	#VALUE!
		cum.kw per day				


Folkestone 19/06/08 Thermomax Df100 - 20 tube South @190 45 deg pitch 19-Jun-08		date of reading	29-Jun-08	9-Apr-09		
		total pump hours	64	1323	0	0
		total kilowatt	103	5219	0	0
		total operating days	10	294	#VALUE!	#VALUE!
		avg. pump hrs/day	6.40	4.50	#VALUE!	#VALUE!
		kwh per op. hour	1.61	3.94	#DIV/0!	#DIV/0!
		Avg Kw per day	10.30	17.75	#VALUE!	#VALUE!
		cum.kw per day				


St Margarets 1st July 2008 Thermomax Df100 - 20 tube South @190 45 deg pitch 1-Jul-08		date of reading	14-Apr-09	21-May-09		
		total pump hours	1308	1580	0	0
		total kilowatt	1254	1549	0	0
		total operating days	287	324	#VALUE!	#VALUE!
		avg. pump hrs/day	4.56	4.88	#VALUE!	#VALUE!
		kwh per op. hour	0.96	0.98	#DIV/0!	#DIV/0!
		Avg Kw per day	4.37	4.78	#VALUE!	#VALUE!
		cum.kw per day				


Tolehurst 23rd July 2008 Thermomax Df100 - 20 tube South @180 - 38 degree pitch 23-Jul-08		date of reading	1-Oct-08			
		total pump hours	464	0	0	0
		total kilowatt	508	0	0	0
		total operating days	70	#VALUE!	#VALUE!	#VALUE!
		avg. pump hrs/day	6.63	#VALUE!	#VALUE!	#VALUE!
		kwh per op. hour	1.09	#DIV/0!	#DIV/0!	#DIV/0!
		Avg Kw per day	7.26	#VALUE!	#VALUE!	#VALUE!
		cum.kw per day				


Whitstable 31st July 2008 Thermomax HP200 - 20 tube South @ 160 - 40 deg pitch 31-Jul-08		date of reading	11-Mar-09			
		total pump hours	918	0	0	0
		total kilowatt	2014	0	0	0
		total operating days	223	#VALUE!	#VALUE!	#VALUE!
		avg. pump hrs/day	4.12	#VALUE!	#VALUE!	#VALUE!
		kwh per op. hour	2.19	#DIV/0!	#DIV/0!	#DIV/0!
		Avg Kw per day	9.03	#VALUE!	#VALUE!	#VALUE!
		cum.kw per day				


Burham - 7th August 2008 South East @ 160 - 40 deg pitch Thermomax Df 100 - 20 tube 7-Aug-08		date of reading	7-Sep-08	28-Dec-08	5-Apr-09	28-Jun-09
		total pump hours	156	517	864	1625
		total kilowatt	196	643	1102	2443
		total operating days	31	143	241	325
		avg. pump hrs/day	5.03	3.62	3.59	5.00
		kwh per op. hour	1.26	1.24	1.28	1.50
		Avg Kw per day	6.32	4.50	4.57	7.52
		cum.kw per day				


Welwyn Garden City Genersys 1000-10 H - 3 panels South facing 45 degree A frame Willis heat exchanger 31-Jul-08		date of reading				
		total pump hours	0	0	0	0
		total kilowatt	0	0	0	0
		total operating days	#VALUE!	#VALUE!	#VALUE!	#VALUE!
		avg. pump hrs/day	#VALUE!	#VALUE!	#VALUE!	#VALUE!
		kwh per op. hour	#DIV/0!	#DIV/0!	#DIV/0!	#DIV/0!
		Avg Kw per day	#VALUE!	#VALUE!	#VALUE!	#VALUE!
		cum.kw per day				


Cranbrook, Kent Df100 30 tube South @ 50 deg. elevation 2-Sep-08		date of reading	1-Oct-08	25-Feb-09		
		total pump hours	103	382	0	0
		total kilowatt	243	762	0	0
		total operating days	29	176	#VALUE!	#VALUE!
		avg. pump hrs/day	3.55	2.17	#VALUE!	#VALUE!
		kwh per op. hour	2.36	1.99	#DIV/0!	#DIV/0!
		Avg Kw per day	8.38	4.33	#VALUE!	#VALUE!
		cum.kw per day				


Canterbury, Kent DF100 20 Tube SE @ 120 deg and 40 elevation 16-Sep-08 reset 12th August 09		date of reading	24-Feb-09	12-Aug-09		
		total pump hours	294	1290	0	0
		total kilowatt	463	4250	0	0
		total operating days	161	330	#VALUE!	#VALUE!
		avg. pump hrs/day	1.83	3.91	#VALUE!	#VALUE!
		kwh per op. hour	1.57	3.29	#DIV/0!	#DIV/0!
		Avg Kw per day	2.88	12.88	#VALUE!	#VALUE!
		cum.kw per day				


Ash, Kent DF100 30 tube South @ 180 deg and 45 elevation Twin solar coil & BS Pro control 3-Oct-08		date of reading	1-Apr-09	14-Apr-09	27-Apr-09	
		total pump hours	406	446	507	0
		total kilowatt	683	736	891	0
		total operating days	180	193	206	#VALUE!
		avg. pump hrs/day	2.26	2.31	2.46	#VALUE!
		kwh per op. hour	1.68	1.65	1.76	#DIV/0!
		Avg Kw per day	3.79	3.81	4.33	#VALUE!
		cum.kw per day				


Dargate, Kent DF100 30 tube South @ 170 and 50 deg elevation Twin solar coils & BS pro control 23-Sep-08 remove TMV 17-08-09+inspection		date of reading	9-Oct-08	17-Aug-09	15-Mar-09	28-Jun-09
		total pump hours	48	1276	259	938
		total kilowatt	132	2742	483	1878
		total operating days	16	328	173	278
		avg. pump hrs/day	3.00	3.89	1.50	3.37
		kwh per op. hour	2.75	2.15	1.86	2.00
		Avg Kw per day	8.25	8.36	2.79	6.76
		cum.kw per day				


Whitstable, Kent DF100 30 tube South West @ 220 and 40 deg Twin solar coil and BS Pro Control 30-Sep-08		date of reading	5-Jan-09	3-Apr-09	31-Aug-09	20-Jul-09
		total pump hours	239	509	1612	789
		total kilowatt	313	668	2036	1291
		total operating days	97	185	335	293
		avg. pump hrs/day	2.46	2.75	4.81	2.69
		kwh per op. hour	1.31	1.31	1.26	1.64
		Avg Kw per day	3.23	3.61	6.08	4.41
		cum.kw per day				


Kingsdown Kent Genersys 1000/10 x 2 roof integrated South @ 170 deg and 30 deg el. 17-Oct-08		date of reading	9-Nov-08	24-Feb-09		
		total pump hours	42	119	0	0
		total kilowatt	132	221	0	0
		total operating days	23	130	#VALUE!	#VALUE!
		avg. pump hrs/day	1.83	0.92	#VALUE!	#VALUE!
		kwh per op. hour	3.14	1.86	#DIV/0!	#DIV/0!
		Avg Kw per day	5.74	1.70	#VALUE!	#VALUE!
		cum.kw per day				


Broadstairs, Kent DF100 20 tube South @ 180 and 45 deg pitch  17-Oct-08		date of reading	9-Nov-08	24-Feb-09		
		total pump hours	97	346	0	0
		total kilowatt	128	464	0	0
		total operating days	23	130	#VALUE!	#VALUE!
		avg. pump hrs/day	4.22	2.66	#VALUE!	#VALUE!
		kwh per op. hour	1.32	1.34	#DIV/0!	#DIV/0!
		Avg Kw per day	5.57	3.57	#VALUE!	#VALUE!
		cum.kw per day				


Herne Bay, Kent Thermomax DF100 20 tube South at 180 and 40 deg installed 4th November 2008  4-Nov-08		date of reading	1-Mar-09	9-Sep-09		
		total pump hours	199	1510	0	0
		total kilowatt	331	2616	0	0
		total operating days	117	309	#VALUE!	#VALUE!
		avg. pump hrs/day	1.70	4.89	#VALUE!	#VALUE!
		kwh per op. hour	1.66	1.73	#DIV/0!	#DIV/0!
		Avg Kw per day	2.83	8.47	#VALUE!	#VALUE!
		cum.kw per day				


Greenwich London S.E Thermomax HP 200 30 tube South @ 170 and 45 deg installed 11th November 2008  11-Nov-08		date of reading	7-Jan-09	25-Feb-09	20-May-09	27-Sep-09
		total pump hours	114	237	751	1606
		total kilowatt	142	306	1060	2294
		total operating days	57	106	190	320
		avg. pump hrs/day	2.00	2.24	3.95	5.02
		kwh per op. hour	1.25	1.29	1.41	1.43
		Avg Kw per day	2.49	2.89	5.58	7.17
		cum.kw per day				


Bearsted, Maidstone, Kent Thermomax DF100 30 tube + Daikin Air source heat pump Installed 18th October 2008  18-Oct-08		date of reading	24-Feb-09	23-Mar-09		
		total pump hours	87	190	0	0
		total kilowatt	97	225	0	0
		total operating days	129	156	#VALUE!	#VALUE!
		avg. pump hrs/day	0.67	1.22	#VALUE!	#VALUE!
		kwh per op. hour	1.11	1.18	#DIV/0!	#DIV/0!
		Avg Kw per day	0.75	1.44	#VALUE!	#VALUE!
		cum.kw per day				


Kingston Canterbury, Kent Thermomax DF100 30 tube 300 litre electric unvented twin solar coil cylinder  7-Dec-08		date of reading	4-Mar-09	19-Mar-09	20-May-09	
		total pump hours	90	126	425	0
		total kilowatt	307	400	1513	0
		total operating days	87	102	164	#VALUE!
		avg. pump hrs/day	1.03	1.24	2.59	#VALUE!
		kwh per op. hour	3.41	3.17	3.56	#DIV/0!
		Avg Kw per day	3.53	3.92	9.23	#VALUE!
		cum.kw per day				


Herne Bay, kent Alpha combi system Installed February 18-02-09 Pitch 40deg S @ 185deg  18-Feb-09		date of reading				
		total pump hours	Data unavailable from Alpha system			
		total kilowatt		0	0	0
		total operating days	#VALUE!	#VALUE!	#VALUE!	#VALUE!
		avg. pump hrs/day	#VALUE!	#VALUE!	#VALUE!	#VALUE!
		kwh per op. hour	#VALUE!	#DIV/0!	#DIV/0!	#DIV/0!
		Avg Kw per day	#VALUE!	#VALUE!	#VALUE!	#VALUE!
		cum.kw per day				


Farncombe, Surrey Thermomax DF100 - 20 tube Installed March 13-03-09 Pitch 38deg S @ 160deg <span style="color: red;">13-Mar-09</span>		date of reading	30-Mar-09	18-May-09	1-Sep-08	1-Jan-09
		total pump hours	75	293	0	0
		total kilowatt	69	219	0	0
		total operating days	17	66	-193	-71
		avg. pump hrs/day	4.41	4.44	0.00	0.00
		kwh per op. hour	0.92	0.75	#DIV/0!	#DIV/0!
		<span style="color: red;">Avg Kw per day</span>	4.06	3.32	0.00	0.00
		cum.kw per day				


West Hythe, Kent Thermomax DF100 - 20 tube Installed March 21-03-09 Pitch 40deg S @ 190deg <span style="color: red;">21-Mar-09</span>		date of reading	22-Apr-09	29-Jun-08	1-Sep-08	1-Jan-09
		total pump hours	97	0	0	0
		total kilowatt	144	0	0	0
		total operating days	32	-265	-201	-79
		avg. pump hrs/day	3.03	0.00	0.00	0.00
		kwh per op. hour	1.48	#DIV/0!	#DIV/0!	#DIV/0!
		<span style="color: red;">Avg Kw per day</span>	4.50	0.00	0.00	0.00
		cum.kw per day				


Hythe - Kent Thermomax DF100 - 20 tube Installed March 19-03-09 Pitch 38deg S @ 185deg <span style="color: red;">19-Mar-09</span>		date of reading	20-Apr-09	13-May-09	1-Sep-08	1-Jan-09
		total pump hours	164	314	0	0
		total kilowatt	218	458	0	0
		total operating days	32	55	-199	-77
		avg. pump hrs/day	5.13	5.71	0.00	0.00
		kwh per op. hour	1.33	1.46	#DIV/0!	#DIV/0!
		<span style="color: red;">Avg Kw per day</span>	6.81	8.33	0.00	0.00
		cum.kw per day				

High Halstow - Kent Thermomax DF100 - 20 tube Installed March 25-03-09 Pitch 38deg SE @ 135deg <span style="color: red;">25-Mar-09</span>		date of reading	22-Apr-09	14-Jun-09	1-Sep-08	1-Jan-09
		total pump hours	72	253	0	0
		total kilowatt	81	308	0	0
		total operating days	28	81	-205	-83
		avg. pump hrs/day	2.57	3.12	0.00	0.00
		kwh per op. hour	1.13	1.22	#DIV/0!	#DIV/0!
		<span style="color: red;">Avg Kw per day</span>	2.89	3.80	0.00	0.00
		cum.kw per day				

Gillingham, Kent Thermomax DF100 - 20 tube Installed March 27-03-09 Pitch 35deg S @ 185deg <span style="color: red;">27-Mar-09</span>		date of reading	20-May-09	29-Jun-08	1-Sep-08	1-Jan-09
		total pump hours	121	0	0	0
		total kilowatt	226	0	0	0
		total operating days	54	-271	-207	-85
		avg. pump hrs/day	2.24	0.00	0.00	0.00
		kwh per op. hour	1.87	#DIV/0!	#DIV/0!	#DIV/0!
		<span style="color: red;">Avg Kw per day</span>	4.19	0.00	0.00	0.00
		cum.kw per day				

Aylesford - Kent Thermomax DF100 - 20 tube Installed April 9th 09 Pitch 38deg S @ 160deg <span style="color: red;">9-Apr-09</span>		date of reading	24-Sep-09			
		total pump hours	482	0	0	0
		total kilowatt	171	0	0	0
		total operating days	168	#VALUE!	#VALUE!	#VALUE!
		avg. pump hrs/day	2.87	#VALUE!	#VALUE!	#VALUE!
		kwh per op. hour	0.35	#DIV/0!	#DIV/0!	#DIV/0!
		<span style="color: red;">Avg Kw per day</span>	1.02	#VALUE!	#VALUE!	#VALUE!
		cum.kw per day				

Ringwould - Kent Thermomax DF100 - 20 tube Installed 6th May 2009 Pitch 38deg SE @ 150deg <span style="color: red;">6-May-09</span>  reset to zero on 1st July 09 <span style="color: red;">1-Jul-09</span>		date of reading	2-Jun-09			
		total pump hours	110	0	0	0
		total kilowatt	247	#VALUE!	0	0
		total operating days	27	#VALUE!	#VALUE!	#VALUE!
		avg. pump hrs/day	4.07	#VALUE!	#VALUE!	#VALUE!
		kwh per op. hour	2.25	#VALUE!	#DIV/0!	#DIV/0!
		<span style="color: red;">Avg Kw per day</span>	9.15	#VALUE!	#VALUE!	#VALUE!
		cum.kw per day				

Charing - Kent Thermomax DF100 - 30 tube Installed 12th May 2009 Pitch 38deg S @ 185deg <span style="color: red;">12-May-09</span>  BSPlus variable		date of reading	2-Jul-09			
		total pump hours	202	0	0	0
		total kilowatt	403	0	0	0
		total operating days	51	#VALUE!	#VALUE!	#VALUE!
		avg. pump hrs/day	3.96	#VALUE!	#VALUE!	#VALUE!
		kwh per op. hour	2.00	#DIV/0!	#DIV/0!	#DIV/0!
		<span style="color: red;">Avg Kw per day</span>	7.90	#VALUE!	#VALUE!	#VALUE!
		cum.kw per day				

Hollingbourne - Kent		date of reading	7-Jun-09	21-Jun-09	4-Aug-09	24-Sep-09
----------------------	--	-----------------	----------	-----------	----------	-----------

Thermomax DF100 - 20 tube Installed 20th May 2009 Pitch 38deg SW @ 220deg <b>20-May-09</b>
BS4 variable



total pump hours	178	391	700	1017
total kilowatt	69	141	232	381
total operating days	18	32	76	127
avg. pump hrs/day	9.89	12.22	9.21	8.01
kwh per op. hour	0.39	0.36	0.33	0.37
<b>Avg Kw per day</b>	3.83	4.41	3.05	3.00
cum.kw per day				

West Farleigh - Kent Thermomax DF100 - 10 tube Installed 29th May 2009 Pitch 38deg S @ 185deg <b>29-May-09</b>
--



date of reading	29-Jun-09			
total pump hours	106	0	0	0
total kilowatt	36	0	0	0
total operating days	31	#VALUE!	#VALUE!	#VALUE!
avg. pump hrs/day	3.42	#VALUE!	#VALUE!	#VALUE!
kwh per op. hour	0.34	#DIV/0!	#DIV/0!	#DIV/0!
<b>Avg Kw per day</b>	1.16	#VALUE!	#VALUE!	#VALUE!
cum.kw per day				

Newington - Kent Thermomax 2x 10 tube DF 100 Installed 16-06-09 double pump station East West panels in hidden valley <b>16-Jun-09</b>
BSPlus variable

date of reading				
total pump hours	0	0	0	0
total kilowatt	0	0	0	0
total operating days	#VALUE!	#VALUE!	#VALUE!	#VALUE!
avg. pump hrs/day	#VALUE!	#VALUE!	#VALUE!	#VALUE!
kwh per op. hour	#DIV/0!	#DIV/0!	#DIV/0!	#DIV/0!
<b>Avg Kw per day</b>	#VALUE!	#VALUE!	#VALUE!	#VALUE!
cum.kw per day				

Sandhurst, Kent Thermomax DF100 - 30 tube Installed October 18-06-09 Pitch 38deg SE @ 165deg <b>18-Jun-09</b>
BSPlus variable



date of reading				
total pump hours	0	0	0	0
total kilowatt	0	0	0	0
total operating days	#VALUE!	#VALUE!	#VALUE!	#VALUE!
avg. pump hrs/day	#VALUE!	#VALUE!	#VALUE!	#VALUE!
kwh per op. hour	#DIV/0!	#DIV/0!	#DIV/0!	#DIV/0!
<b>Avg Kw per day</b>	#VALUE!	#VALUE!	#VALUE!	#VALUE!
cum.kw per day				

Chartham - Kent Thermomax DF100 - 20 tube Installed 25-06-09 Pitch 38deg S @ 185deg <b>25-Jun-09</b>
BS4 variable



date of reading	9-Jul-09	29-Aug-09		
total pump hours	127	362	0	0
total kilowatt	173	456	0	0
total operating days	14	65	#VALUE!	#VALUE!
avg. pump hrs/day	9.07	5.57	#VALUE!	#VALUE!
kwh per op. hour	1.36	1.26	#DIV/0!	#DIV/0!
<b>Avg Kw per day</b>	12.36	7.02	#VALUE!	#VALUE!
cum.kw per day				

Godalming - Surrey Gensys 3panel 6msq Installed 30-06-09 façade Pitch 45deg S @ 180deg <b>30-Jun-09</b>
BS4 Variable



date of reading	11-Sep-09			
total pump hours	199	0	0	0
total kilowatt	256	0	0	0
total operating days	73	#VALUE!	#VALUE!	#VALUE!
avg. pump hrs/day	2.73	#VALUE!	#VALUE!	#VALUE!
kwh per op. hour	1.29	#DIV/0!	#DIV/0!	#DIV/0!
<b>Avg Kw per day</b>	3.51	#VALUE!	#VALUE!	#VALUE!
cum.kw per day				

Rochester - Kent Thermomax DF100 - 20 tube Installed October 07-07-09 Pitch 38deg S @ 185deg <b>7-Jul-09</b>
BS4 Variable

date of reading				
total pump hours	0	0	0	0
total kilowatt	0	0	0	0
total operating days	#VALUE!	#VALUE!	#VALUE!	#VALUE!
avg. pump hrs/day	#VALUE!	#VALUE!	#VALUE!	#VALUE!
kwh per op. hour	#DIV/0!	#DIV/0!	#DIV/0!	#DIV/0!
<b>Avg Kw per day</b>	#VALUE!	#VALUE!	#VALUE!	#VALUE!
cum.kw per day				

Hythe - Kent Thermomax Df100 - 10 tube - Installed 09-07-09 Pitch 38deg S @ 185deg <b>9-Jul-09</b>
--





date of reading	10-Aug-09	15-Sep-09		
total pump hours	62	242	0	0
total kilowatt	53	196	0	0
total operating days	32	68	#VALUE!	#VALUE!
avg. pump hrs/day	1.94	3.56	#VALUE!	#VALUE!
kwh per op. hour	0.85	0.81	#DIV/0!	#DIV/0!
<b>Avg Kw per day</b>	1.66	2.88	#VALUE!	#VALUE!
cum.kw per day				


Westwell - Kent Thermomax DF100 - 20 tube Installed 14-07-09
--




date of reading	9-Aug-09	24-Aug-09	28-Sep-09	
total pump hours	99	186	356	0
total kilowatt	94	166	313	0


Pitch 38deg S @ 185deg 14-Jul-09		total operating days	26	41	76	#VALUE!
		avg. pump hrs/day	3.81	4.54	4.68	#VALUE!
BS4 Variable		kwh per op. hour	0.95	0.89	0.88	#DIV/0!
		Avg Kw per day	3.62	4.05	4.12	#VALUE!
		cum.kw per day				


Burham-Kent Thermomax DF100 - 20 tube Installed October 11-10-06 Flat roof tube rotate to 27deg 23-Jul-09		date of reading	25-Aug-09			
		total pump hours	183	0	0	0
SOLA PLUG BS4 Variable		total kilowatt	236	0	0	0
		total operating days	33	#VALUE!	#VALUE!	#VALUE!
		avg. pump hrs/day	5.55	#VALUE!	#VALUE!	#VALUE!
		kwh per op. hour	1.29	#DIV/0!	#DIV/0!	#DIV/0!
		Avg Kw per day	7.15	#VALUE!	#VALUE!	#VALUE!
		cum.kw per day				

Gillingham - Kent Thermomax DF100 - 20 tube Installed October 11-10-06 Pitch 38deg S @ 185deg 4-Aug-09		date of reading	25-Aug-09			
		total pump hours	74	0	0	0
BS4 Variable		total kilowatt	93	0	0	0
		total operating days	21	#VALUE!	#VALUE!	#VALUE!
		avg. pump hrs/day	3.52	#VALUE!	#VALUE!	#VALUE!
		kwh per op. hour	1.26	#DIV/0!	#DIV/0!	#DIV/0!
		Avg Kw per day	4.43	#VALUE!	#VALUE!	#VALUE!
		cum.kw per day				

Sevenoaks-Kent Thermomax DF100 - 20 tube Installed October 11-10-06 Pitch 38deg S @ 185deg 30-Jul-09		date of reading	25-Aug-09			
		total pump hours	95	0	0	0
BS4 Variable		total kilowatt	112	0	0	0
		total operating days	26	#VALUE!	#VALUE!	#VALUE!
		avg. pump hrs/day	3.65	#VALUE!	#VALUE!	#VALUE!
		kwh per op. hour	1.18	#DIV/0!	#DIV/0!	#DIV/0!
		Avg Kw per day	4.31	#VALUE!	#VALUE!	#VALUE!
		cum.kw per day				

Cliftonville - Kent Genersys 1000-10 x 3 panel system Installed July 01-07-09 Pitch 38deg S @ 185deg 1-Jul-09		date of reading	1-Aug-09	11-Aug-09	24-Aug-09	9-Sep-09
		total pump hours	37	79	141	172
BS4 Variable		total kilowatt	481	1018	1807	2221
		total operating days	31	41	54	70
		avg. pump hrs/day	1.19	1.93	2.61	2.46
		kwh per op. hour	13.00	12.89	12.82	12.91
		Avg Kw per day	15.52	24.83	33.46	31.73
		cum.kw per day				

Herne Bay - Kent Thermomax DF100 - 20 tube Installed September 02-09-09 Pitch 38deg S @ 200deg 2-Sep-09		date of reading	5-Sep-09	24-Sep-09		
		total pump hours	4	87	0	0
BS4 VPS		total kilowatt	6	68	0	0
		total operating days	3	22	#VALUE!	#VALUE!
		avg. pump hrs/day	1.33	3.95	#VALUE!	#VALUE!
		kwh per op. hour	1.50	0.78	#DIV/0!	#DIV/0!
		Avg Kw per day	2.00	3.09	#VALUE!	#VALUE!
		cum.kw per day				

Kingston - Kent Thermomax DF100 - 20 tube Installed August 20-08-09 Pitch 45deg S @ 160deg 20-Aug-09		date of reading	4-Sep-09			
		total pump hours	114	0	0	0
SOLAPLUG BS4 VPS		total kilowatt	94	0	0	0
		total operating days	15	#VALUE!	#VALUE!	#VALUE!
		avg. pump hrs/day	7.60	#VALUE!	#VALUE!	#VALUE!
		kwh per op. hour	0.82	#DIV/0!	#DIV/0!	#DIV/0!
		Avg Kw per day	6.27	#VALUE!	#VALUE!	#VALUE!
		cum.kw per day				

Gravesend - Kent Thermomax DF100 -20 tube Installed September 08-09-09 Pitch 38deg S @ 170deg 8-Sep-09		date of reading	16-Sep-09	24-Sep-09		
		total pump hours	31	64	0	0
BS4 VPS		total kilowatt	24	50	0	0
		total operating days	8	16	#VALUE!	#VALUE!
		avg. pump hrs/day	3.88	4.00	#VALUE!	#VALUE!
		kwh per op. hour	0.77	0.78	#DIV/0!	#DIV/0!
		Avg Kw per day	3.00	3.13	#VALUE!	#VALUE!
		cum.kw per day				

Canterbury - Kent Thermomax DF100 - 20 tube Installed September 21-09-09 Pitch 38deg S @ 185deg 21-Sep-09		date of reading				
		total pump hours	0	0	0	0
		total kilowatt	0	0	0	0
		total operating days	#VALUE!	#VALUE!	#VALUE!	#VALUE!
		avg. pump hrs/day	#VALUE!	#VALUE!	#VALUE!	#VALUE!

BS4 VPS

kwh per op. hour	#DIV/0!	#DIV/0!	#DIV/0!	#DIV/0!
<b>Avg Kw per day</b>	#VALUE!	#VALUE!	#VALUE!	#VALUE!
cum.kw per day				

Margate - Kent  
 Thermomax 2 x DF100 - 20 tube  
 Installed September 09-09-09  
 Pitch 38deg S @ 185deg  
**9-Sep-09**  
 hidden valley twin cylinder in parallel



date of reading	28-Sep-09			
total pump hours	75	0	0	0
total kilowatt	128	0	0	0
total operating days	19	#VALUE!	#VALUE!	#VALUE!
avg. pump hrs/day	3.95	#VALUE!	#VALUE!	#VALUE!
kwh per op. hour	1.71	#DIV/0!	#DIV/0!	#DIV/0!
<b>Avg Kw per day</b>	6.74	#VALUE!	#VALUE!	#VALUE!
cum.kw per day				